

Investment Team

The Fund is managed by Bac Investments SG Spa which is based in the Republic of San Marino. The Group has ten of years of experience in the sector and manages the total asset covering all global markets. The investments are managed directly by BAC Investments SG S.p.A.

Fund Details

Fund Manager	Pantaleoni Luca
Domicile	Republic of San Marino
Inception Date	07-06-2020
Line Currency	EUR
Line Size	1,109,119.20
NAV	8.95
NAV Frequency	Daily 14:00 CET
Investment Manager	BAC Investments SG
Custodian Bank	Banca Agricola Commerciale
Management Fees	1,00 %
Subscription amount	1,000.00 EUR
Bloomberg Code	BACSTIR IM
ISIN Code	SM000A2P0AM3
Data as of	09-29-2023
Data sources	BAC, Bloomberg

Contact

Phone: 0549 871418 - (+) 378 871418

Email: info@bacinvestments.sm

Website: www.bacinvestments.sm

Bac Strategic Income

Objective and investment policy

The objective of the Fund is to achieve a long-term capital increase, as well as to generate income, and it will also seek to achieve the aforementioned objectives by investing mainly in a diversified portfolio of Euro-denominated bond instruments, issued by companies, governments, supranational bodies, local authorities and national public bodies around the world.

The Fund will invest mainly in euro-denominated bonds and, up to a maximum of 30% in different currencies.

The investment horizon is medium term (3-4 years).

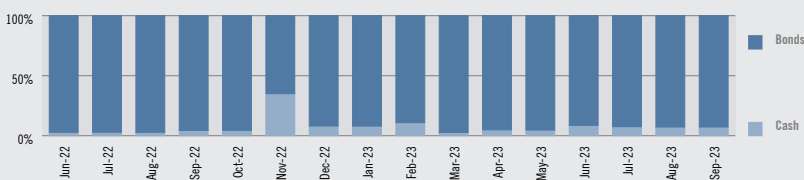
The selection of UCIs takes place among the main investment houses on the world scene, favoring those with the best ratings (Morningstar) and coefficients of return (volatility, sharpe index). Direct investment in other funds managed by the same SG is not permitted. The Fund may invest residually in contingent convertible securities issued worldwide by governments or corporations.

Performance Chart

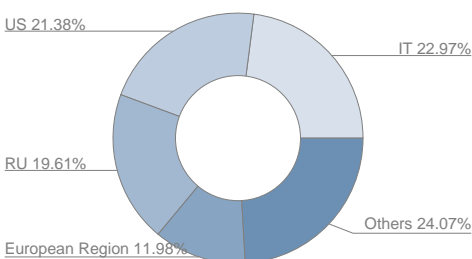


	EUR	JAN	FEB	MAR	APR	MAY	JUN	JUL	AUG	SEP	OCT	NOV	DEC	TOT
2020	-	-	-	-	-	-	-	-	-0.50	0.50	0.20	0.50	-0.30	-
2021	-0.10	-0.70	0.91	-1.00	-0.50	1.32	0.80	0.10	-	-0.99	0.20	0.30	0.30	
2022	-1.30	-10.30	-0.45	-4.19	-0.47	-3.11	2.47	-1.45	0.39	2.59	5.61	-1.82	-12.19	
2023	2.39	-0.18	0.30	-0.77	0.67	-0.28	-0.03	0.15	-0.59					1.63

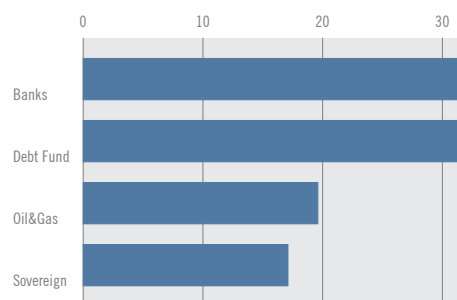
Asset Class Exposures



Country Allocation



Sector Allocation



Top 10 Holdings

Gazprom (gaz Capital Sa)	2.5%	21.03.26	+18.19%
Bluebay High Yld Esg B-beu			+6.19%
Axa World-gl H/y Bd-f(h)acce			+6.13%
Bluebay Invest Gr Euro Gv-b			+5.66%
Mediobanca Di Cred Fin Tv	10.09.25		+5.47%
Citigroup Inc Tv	31.03.31		+5.40%
Morgan Stanley	3.625%	20.01.27	+5.12%
Invesco Euro Bond-a Cap			+4.92%
Jpmorgan Chase & Co Tv	13.05.31		+4.89%
Buoni Ordinari Del Tes Zc	0%	14.06.24	+4.75%

Statistics

	1 Year %	Since Inception %
Dev.Standard	4.9	5.6
Max.Drawdown	2.3	19.4
Sharpe Ratio	1.7	-0.6